

Firefox Browser Settings  
Oracle FLEXCUBE Universal Banking  
Release 14.8.2.0.0  
Part No. G52361-01  
[April] [2026]



---

## Table of Contents

<b>1.</b>	<b>CONFIGURING FIREFOX (LATEST QUALIFIED VERSION)</b>	<b>1-1</b>
1.1	CLEARING THE CACHE	1-1
1.2	SUPPRESSING CACHING	1-1
1.3	ENABLING POP-UPS FOR ORACLE FLEXCUBE	1-2
1.4	BROWSER BEHAVIOUR	1-3

---

# 1. Configuring Firefox (Latest Qualified Version)

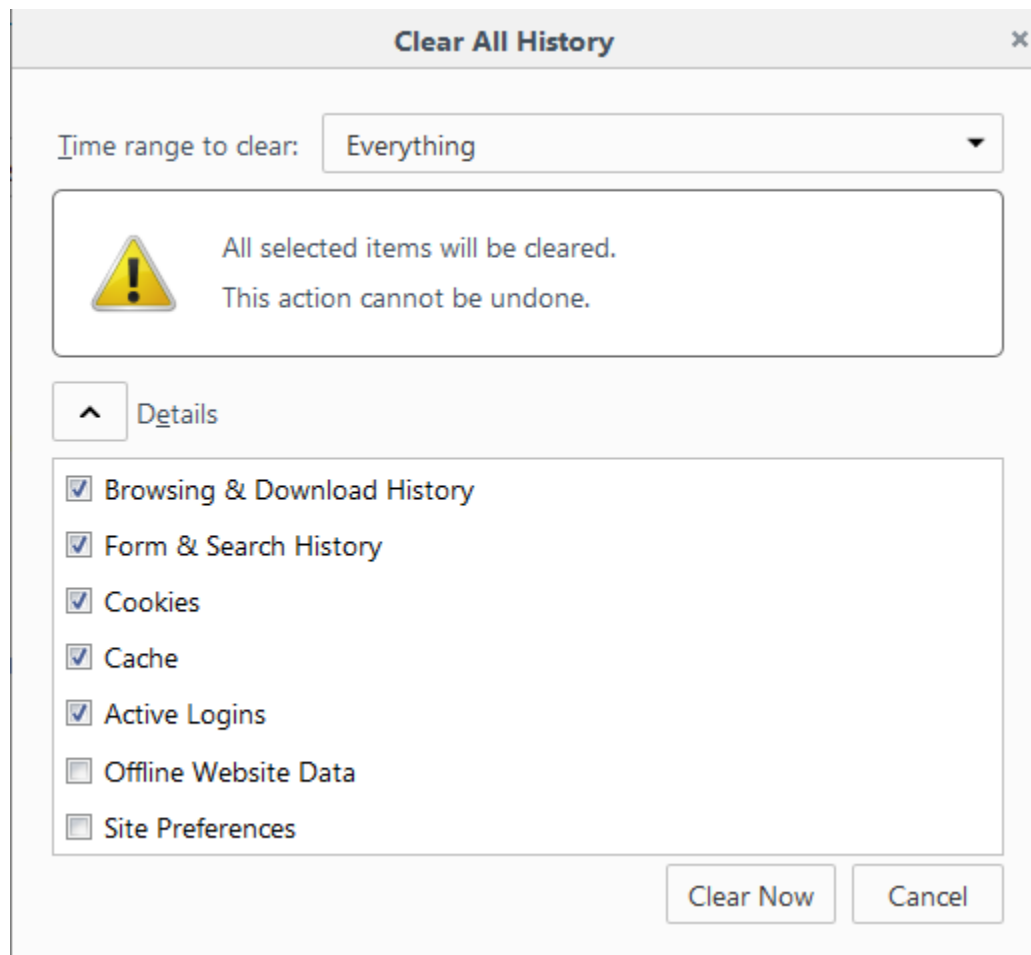
This section contains the configurations for Firefox.

For details on latest version of the software qualified with Oracle FLEXCUBE, refer to the release certificate.

## 1.1 Clearing the Cache

To clear the browser cache, follow the steps given below:

1. Start Firefox. Go to Tools > Options > Privacy > Clear your Recent History. The following dialogue box is displayed:

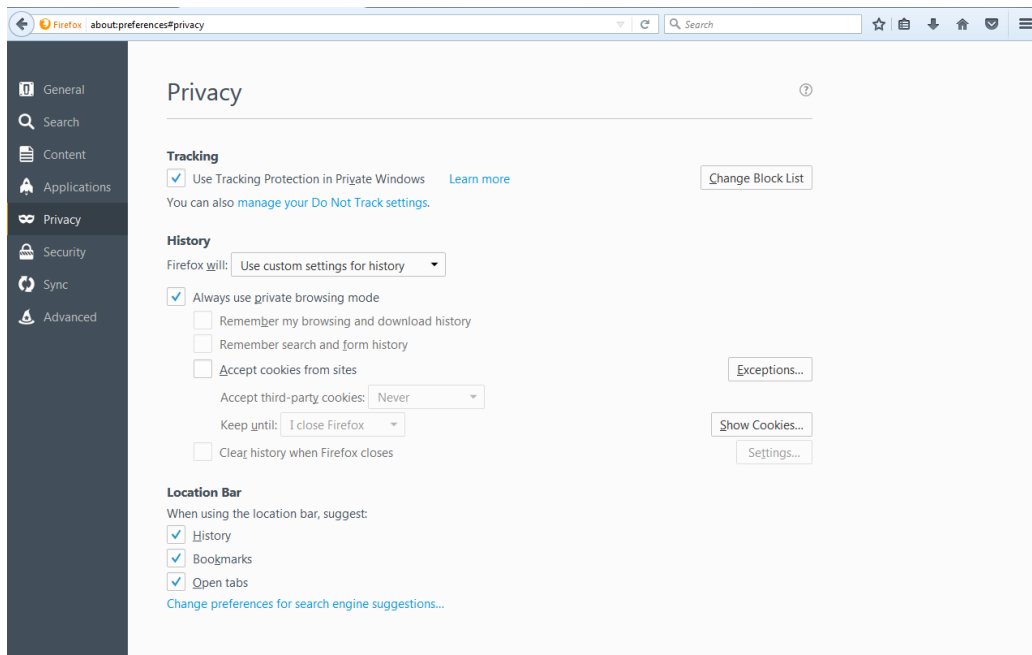


2. Against 'Time range to clear', choose 'Everything'. Click 'Clear Now' button.

## 1.2 Suppressing Caching

To suppress caching, you need to follow the steps below:

1. Start Firefox. Go to Tools > Options. Select 'Privacy' tab.

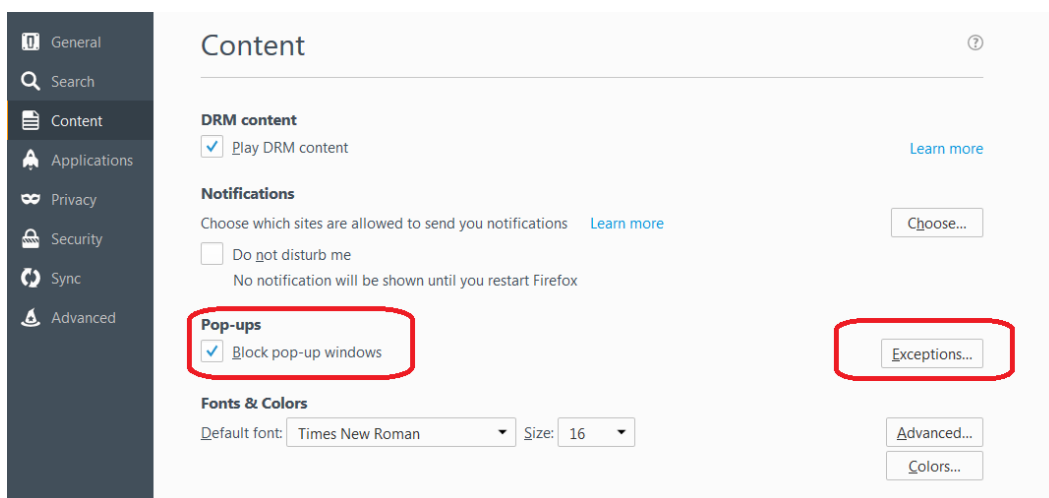


2. Under History, select 'Use custom setting for history' from the drop-down list.
3. Check the option 'Automatically start Firefox in a private browsing session'.
4. Click 'OK'.

### 1.3 **Enabling Pop-ups for Oracle FLEXCUBE**

To enable pop-ups for Oracle FLEXCUBE URL, follow the steps given below:

1. Start Firefox. Go to Tools > Options. Select 'Content' tab.



Allowed Sites - Pop-ups

You can specify which websites are allowed to open pop-up windows. Type the exact address of the site you want to allow and then click Allow.

Address of website:

Allow

Site	Status
https://10.184.132.131:7004	Allow
https://10.184.132.131:7207	Allow
https://10.184.133.180:7044	Allow
https://10.184.133.21:7033	Allow
https://10.184.134.122:7303	Allow
https://10.184.134.224:7014	Allow

Remove Site Remove All Sites

Cancel Save Changes

2. Check the option 'Block popup windows'. Click 'Exceptions' button.
3. Enter the URL of the Oracle FLEXCUBE UBS Application and click 'Allow' button.
4. Click 'Save Changes'. Click 'OK'.

## 1.4 **Browser Behaviour**

On clicking List of Values (LOV) button in the application, the cursor is positioned before the '%' symbol in the query field.



Firefox Browser Settings  
[April] [2026]  
Version 14.8.2.0.0

Oracle Financial Services Software Limited  
Oracle Park  
Off Western Express Highway  
Goregaon (East)  
Mumbai, Maharashtra 400 063  
India

Worldwide Inquiries:  
Phone: +91 22 6718 3000  
Fax: +91 22 6718 3001  
<https://www.oracle.com/industries/financial-services/index.html>

Copyright © [2007], [2026], Oracle and/or its affiliates.

Oracle and Java are registered trademarks of Oracle and/or its affiliates. Other names may be trademarks of their respective owners.

**U.S. GOVERNMENT END USERS:** Oracle programs, including any operating system, integrated software, any programs installed on the hardware, and/or documentation, delivered to U.S. Government end users are "commercial computer software" pursuant to the applicable Federal Acquisition Regulation and agency-specific supplemental regulations. As such, use, duplication, disclosure, modification, and adaptation of the programs, including any operating system, integrated software, any programs installed on the hardware, and/or documentation, shall be subject to license terms and license restrictions applicable to the programs. No other rights are granted to the U.S. Government.

This software or hardware is developed for general use in a variety of information management applications. It is not developed or intended for use in any inherently dangerous applications, including applications that may create a risk of personal injury. If you use this software or hardware in dangerous applications, then you shall be responsible to take all appropriate failsafe, backup, redundancy, and other measures to ensure its safe use. Oracle Corporation and its affiliates disclaim any liability for any damages caused by use of this software or hardware in dangerous applications.

This software and related documentation are provided under a license agreement containing restrictions on use and disclosure and are protected by intellectual property laws. Except as expressly permitted in your license agreement or allowed by law, you may not use, copy, reproduce, translate, broadcast, modify, license, transmit, distribute, exhibit, perform, publish or display any part, in any form, or by any means. Reverse engineering, disassembly, or decompilation of this software, unless required by law for interoperability, is prohibited.

The information contained herein is subject to change without notice and is not warranted to be error-free. If you find any errors, please report them to us in writing.

This software or hardware and documentation may provide access to or information on content, products and services from third parties. Oracle Corporation and its affiliates are not responsible for and expressly disclaim all warranties of any kind with respect to third-party content, products, and services. Oracle Corporation and its affiliates will not be responsible for any loss, costs, or damages incurred due to your access to or use of third-party content, products, or services.